



ADVANCED PLACEMENT EXAMS 2020

NOIDA,INDIA


TEST CENTER: Alliance World School

Center Address:	Alliance World School, C-54A, Sector-56, Noida-201301 (U.P.), INDIA
AP Coordinator:	Mamoon Farid
AP Coordinator's Email Address:	apexamnoida@gmail.com
AP Coordinator's Contact Phone:	+91-9311250037
Contact Hours:	Monday to Friday between 10:00 AM and 4:00 PM
Registration & Payment Deadline:	Registration opens on Sept 16, 2019 . Deadline to pay and register is Nov 11, 2019, 11:59 PM IST You may register only for regular testing (May 4-15, 2020) as we are not conducting late testing AP Exams (May 20-22, 2020).
AP Exam Fee:	Regular Testing Exam: Rs. 12,500/- per AP Exam After the AP Exam registration closing date (i.e. 11 November 2019,11:59 PM IST) late Fee of Rs. 4,500/- per AP Exam will be charged in addition to Exam Fee of Rs.12,500/- till the final deadline (i.e. 09 March 2020,11:59 PM IST)
Refund Policy:	Full fee refund shall be made in case of cancellation of AP Exam is reported on or before 11 Nov. 2019, 11:59 PM IST through email at apexamnoida@gmail.com. Refund cheque may be collected from the school's reception at Alliance World School, C-54A, Sec.-56, Noida after 30 November 2019 between 1100 Hours and 1500 Hours on working days. No fee will be refunded for no-shows or cancellations of registration after 11 Nov. 2019,11:59 PM IST.

PAYMENT & REGISTRATION INSTRUCTIONS

REQUIRED: You must complete ALL STEPS (paytest center and register online) by **November 11, 2019 to reserve your seat. The Test Center will provide an AP Admission Ticket by 10 Dec. 2019 as confirmation that your seat is reserved.**

IF YOU PAY THE TEST CENTER, BUT DO NOT COMPLETE ONLINE REGISTRATION, YOU WILL NOT BE ABLE TO TEST. IF YOU ONLY REGISTER ONLINE BUT DO NOT PAY THE TEST CENTER, YOU WILL NOT BE ABLE TO TEST.



1 PAY TEST CENTER

Decide which exams you will take. Check India AP Exam schedule on <http://ap-india.org> to avoid conflicts. Follow payment instructions below to pay the test center by **November 11, 2019**. Email your payment details to the test center coordinator in order to match payment to your online registration.

- Student First Name: _____ Last Name: _____
- Student Primary Email (If you have viewed AP, PSAT or SAT scores or registered for SAT before, use the same email address that is on the College Board account you login to do that. If you do not have an account yet, provide the email you will use when you create your College Board account later: _____)
- Student Mobile: _____
- Father’s/Mother’s/ Guardian’s Mobile: _____
- Student Date of Birth (DDMMYYYY): _____ (see age acknowledgement below)
- List the Exams You Wish to Take. (India AP Exam schedule is on <http://ap-india.org>)
 - REGULAR TESTING: May 4 – May 15, 2020: _____

AP Exam Fee and Payment Instructions on or before 11 Nov. 2019:

1. Fee for per AP Exam-2020 is Rs. 12,500/-.
2. For registering more than one AP Exams multiply the number of exams with Rs. 12,500/- to calculate the total AP Exam Fee. Refer below the example for AP Exam Fee calculation:

For registering 02 AP Exams: (Rs. 12,500/- X 2 = Rs. 25,000/-)

For registering 05 AP Exams: (Rs. 12,500/- X 5 = Rs. 62,500/-)

3. AP Exam Fee payment has to be made as per following payment instructions:
 - DD in favour of “Alliance World School” should be submitted at the Reception at Alliance World School, C-54A, Sector-56, Noida (UP)
 - or
 - NEFT/Bank Transfer as per following details:

Bank Account Name	: Alliance World School
Account No.	: 52221131000766
Bank Name	: Oriental Bank of Commerce
Branch	: Alliance, Sector 22, Noida
IFSC Code	: ORBC0105222
 - Late Fee:

After the AP Exam registration closing date (i.e. 11 November 2019, 11:59 PM IST) Late Fee of Rs. 4,500/- per AP Exam will be charged in addition to Exam Fee of Rs.12,500/-. Refer below the example for AP Exam Fee calculation with late fee:

For registering 01 AP Exam: (Rs. 12,500/- + Rs. 4,500/-) = Rs. 17,000/-

For registering 02 AP Exams: (Rs. 12,500/- + Rs. 4,500/-) X 2 = Rs. 34,000/-

For registering 05 AP Exams: (Rs. 12,500/- + Rs 4,500/-) X 5 = Rs. 85,000/-

BY PAYING THE TEST CENTER, YOU ACKNOWLEDGE YOU HAVE READ AND UNDERSTAND ALL AP EXAM TEST CENTER POLICIES.

- I acknowledge that I will be under 21 years old (born after May 31, 1999) at the time of taking any AP Exams in May 2020.
- I acknowledge that I will need to pay the test center and register online with the College Board by the stated deadline to complete my AP Exam registration and receive an Admission Ticket from the test center, or I will not be able to test.
- I acknowledge that I have read and agree to test center policies above, with respect to payment deadline, payment instructions, refunds and cancellations.
- I acknowledge that I will bring my Admission Ticket along with an original, VALID PASSPORT or AADHAR CARD to the test center on exam day, or I will not be able to test.



2 ONCE YOU HAVE PAID THE TEST CENTER, WRITE DOWN THE UNIQUE “JOIN CODE” PROVIDED BY THE TEST CENTER COORDINATOR FOR EACH EXAM YOU WISH TO TAKE. YOU WILL NEED THESE JOIN CODES TO COMPLETE ONLINE REGISTRATION (Steps 3 – 7)

WRITE YOUR JOIN CODES BELOW. JOIN CODES ARE 6 CHARACTERS LONG AND UNIQUE TO EACH TEST CENTER AND EXAM.

Exam _____ Exam _____ Exam _____ Exam _____ Exam _____
 Join Code _____ Join Code _____ Join Code _____ Join Code _____ Join Code _____

Use a phone, tablet, or computer to complete AP® exam registration online with the College Board:

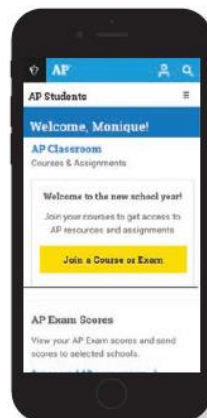
ONLINE REGISTRATION IS REQUIRED OR ELSE YOU WILL NOT BE ABLE TO TEST, EVEN IF YOU HAVE PAID THE TEST CENTER. COMPLETE THIS PART WITHIN 3 DAYS OF PAYMENT, OR BY NOVEMBER 11, 2019, WHICHEVER COMES FIRST.



3 SIGN IN TO MY AP

Sign in to myap.collegeboard.org using the same College Board student account login you have used to view AP, SAT, or PSAT scores, or to register for the SAT.

- ❶ Forgot your login info? Follow the “Forgot username or password?” links to reset them.
- ❷ Don’t have a student account yet? Click the **Sign up** link. **IMPORTANT:** Create your College Board account using the same email you will provide to the test center.
- ❸ Having technical issues? Contact AP: Email: apstudents@info.collegeboard.org Phone: +1 212-632-1780



4 JOIN AN EXAM

Click the **Join a Course or Exam** button. Before you do this, make sure you have a join code for each exam offered at this test center.



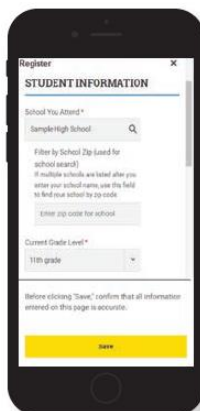
5 SUBMIT YOUR JOIN CODE

Enter the join code your test center gave you and click **Submit**.



6 VERIFY EXAM INFORMATION

Confirm the exam name, exam date, and test center name are what you want. Click the **Join a Course or Exam** button.



7 FILL OUT REGISTRATION INFORMATION

The first time you register in My AP, you’ll need to fill out some registration information. Provide accurate information – this will be on your personalized AP labels for exam day. You only have to do this once.

Repeat **4** - **6** for each exam.



8 RECEIVE ADMISSION TICKET FROM TEST CENTER

The test center will provide an admission ticket to you after they have ordered your exams. Ticket will be provided **no later than 10 Dec. 2019**. This ticket is confirmation your seat has been reserved. You will need this ticket on exam day, along with an original, valid passport or Aadhar Card, or you will not be able to test.