



ADVANCED PLACEMENT EXAMS 2020

Bangalore INDIA

TEST CENTER: Bangalore International School

Center Address:	Bangalore International School Geddalahalli, Hennur Bagalur Road, Kothanur Post, Near Mantri Splendour Apt, Bangalore 560077
AP Coordinator:	Anjana Gupta
AP Coordinator's Email Address:	gupta.ap@bischool.in
AP Coordinator's Contact Phone:	9886388924
Contact Hours:	Monday to Friday 9.00 am-4.00 pm
Registration & Payment Deadline:	Registration opens on December 16th 2019 to March 13th 2020 11:59 PM IST You may register for regular testing (May 4-15 th 2020) exams during this period You may register for late testing (May 20-22, 2020) exams during this period.
AP Exam Fee	Late Testing Exam: Rs. 13,000 per AP Exam (This is including late ordering fee) Late Testing Exam: Rs. 17,000 per AP Exam (This is including late ordering fee)
Refund Policy:	Regular Testing and Late Testing: No refund available for cancellations or no-shows

PAYMENT & REGISTRATION INSTRUCTIONS

REQUIRED: You must complete ALL STEPS (pay test center and register online) by 13th March 2020 to reserve your seat. The Test Center will provide an AP Admission Ticket by April 1st 2020 as confirmation that your seat is reserved.

IF YOU PAY THE TEST CENTER, BUT DO NOT COMPLETE ONLINE REGISTRATION, YOU WILL NOT BE ABLE TO TEST. IF YOU ONLY REGISTER ONLINE BUT DO NOT PAY THE TEST CENTER, YOU WILL NOT BE ABLE TO TEST.

1 PAY TEST CENTER

Decide which exams you will take. Check India AP Exam schedule on ap-india@collegeboard.org to avoid conflicts. Follow payment instructions below to pay the test center by March 13th 2020 Email your payment details to the test center coordinator in order to match payment to your online registration.

- Student First Name: _____ Last Name: _____
- Student Primary Email (If you have viewed AP, PSAT or SAT scores or registered for SAT before, use the same email address that is on the College Board account you login to do that. If you do not have an account yet, provide the email you will use when you create your College Board account later: _____)
- Student Mobile: _____
- Student Date of Birth (DDMMYYYY): _____ (see age acknowledgement below)
- List the Exams You Wish to Take. (India AP Exam schedule is on ap-india@collegeboard.org.)
 - REGULAR TESTING MAY 4 - MAY 15 2020 -----
 - TESTING: May 20 – May 23, 2020: _____

We will only accept Bank Transfer (NEFT)

Test Center Bank Details: Payment must be made by NEFT bank transfer only.

Bank Details:

Account Name: Bangalore International School Trust

Bank Name: Axis Bank Ltd.

Branch: Hennur Main Road

Account No.: 363010100004558

IFSC CODE: UTIB0002179

After the payment is made, details such as (Mode of Payment, UTR/IMPS Ref. No., Remitter's Name, Amount and Date of Payment with the students name needs to be emailed at gupta.ap@bischool.in to raise the receipt. Once test center receives payment, an acknowledgment of receipt will be sent to your reg. email ID

BY PAYING THE TEST CENTER, YOU ACKNOWLEDGE YOU HAVE READ AND UNDERSTAND ALL AP EXAM TEST CENTER POLICIES.

- I acknowledge that I will be under 21 years old (born after May 31, 1999) at the time of taking any AP Exams in May 2020.
- I acknowledge that I will need to pay the test center and register online with the College Board by the stated deadline to complete my AP Exam registration and receive an Admission Ticket from the test center, or I will not be able to test.
- I acknowledge that I have read and agree to test center policies above, with respect to payment deadline, payment instructions, refunds and cancellations.
- I acknowledge that I will bring my Admission Ticket along with an original, VALID PASSPORT or AADHAR CARD to the test center on exam day, or I will not be able to test.



2 ONCE YOU HAVE PAID THE TEST CENTER, WRITE DOWN THE UNIQUE “JOIN CODE” PROVIDED BY THE TEST CENTER COORDINATOR FOR EACH EXAM YOU WISH TO TAKE. YOU WILL NEED THESE JOIN CODES TO COMPLETE ONLINE REGISTRATION (Steps 3 – 7)

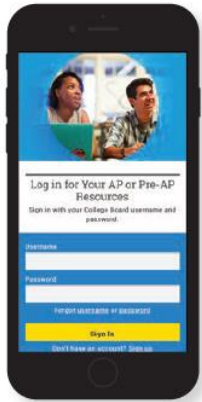
WRITE YOUR JOIN CODES BELOW. JOIN CODES ARE 6 CHARACTERS LONG AND UNIQUE TO EACH TEST CENTER AND EXAM.

Exam _____ Exam _____ Exam _____ Exam _____ Exam _____
 Join Code _____ Join Code _____ Join Code _____ Join Code _____ Join Code _____

Course Name	Active Join Code
AP Art History	2MZA3Y
AP Biology	APZYKN
AP Calculus AB	E2E3KD
AP Calculus BC	QR34D2
AP Chemistry	DV2NR9
AP Comparative Government and Politics	K3333G
AP Computer Science A	4ZZZ79
AP English Language and Composition	76MXEE
AP English Literature and Composition	2X7NQM
AP Environmental Science	PVW6ZY
AP European History	WJ2EKJ
AP Human Geography	AGJZM6
AP Macroeconomics	QGDZXJ
AP Microeconomics	6XPWNP
AP Physics 1	4XZQ9W
AP Physics 2	9NZNX6
AP Physics C: Electricity and Magnetism	24XQRX
AP Physics C: Mechanics	Y39VNW
AP Psychology	XNXNNK
AP Statistics	X3PRAD
AP United States Government and Politics	RKQD9J
AP United States History	29JMG7
AP World History: Modern	427YRN

Use a phone, tablet, or computer to complete AP® exam registration online with the College Board:

ONLINE REGISTRATION IS REQUIRED OR ELSE YOU WILL NOT BE ABLE TO TEST, EVEN IF YOU HAVE PAID THE TEST CENTER. COMPLETE THIS PART WITHIN 3 DAYS OF PAYMENT, OR BY MARCH 13TH 2020 WHICHEVER COMES FIRST.



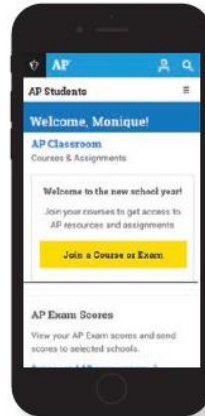
3 SIGN IN TO MY AP

Sign in to myap.collegeboard.org using the same College Board student account login you have used to view AP, SAT, or PSAT scores, or to register for the SAT.

❶ Forgot your login info? Follow the “Forgot username or password?” links to reset them.

❷ Don’t have a student account yet? Click the **Sign up** link. **IMPORTANT:** Create your College Board account using the same email you will provide to the test center.

❸ Having technical issues? Contact AP:
Email: apstudents@info.collegeboard.org
Phone: +1 212-632-1780



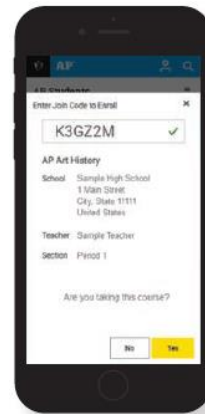
4 JOIN AN EXAM

Click the **Join a Course or Exam** button. Before you do this, make sure you have a join code for each exam offered at this test center.



5 SUBMIT YOUR JOIN CODE

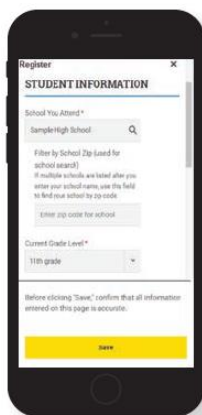
Enter the join code your test center gave you and click **Submit**.



6 VERIFY EXAM INFORMATION

Confirm the exam name, exam date, and test center name are what you want.

Click the **Join a Course or Exam** button.



7 FILL OUT REGISTRATION INFORMATION

The first time you register in My AP, you’ll need to fill out some registration information. Provide accurate information – this will be on your personalized AP labels for exam day. You only have to do this once.

Repeat **4** - **6** for each exam.



8 RECEIVE ADMISSION TICKET FROM TEST CENTER

The test center will provide an admission ticket to you after they have ordered your exams. Ticket will be provided no later than 1st April 2020. This ticket is confirmation your seat has been reserved. You will need this ticket on exam day, along with an original, valid passport or Aadhar Card, or you will not be able to test.